

# Watch

February 2002

For More Information,  
call: (416) 443-8152

For Media Inquiries,  
call: (416) 443-8159

Executive Council,  
Commercial Division

Michael Dosman  
**Chairman**

Joe De Leo  
**Vice-Chairman**

Dennis Lunow  
**Past Chairman**

Peter Barnicke  
Scott R. Cowie  
Paul Fink  
John S. Gilbert  
Dennis Hastings  
Ronald Ridsdill  
George Sachs  
Alex Tesler  
John Vail  
Mario Vitelli  
Neil Warshafsky  
Norair Yeretsian



## Market Regains Strength

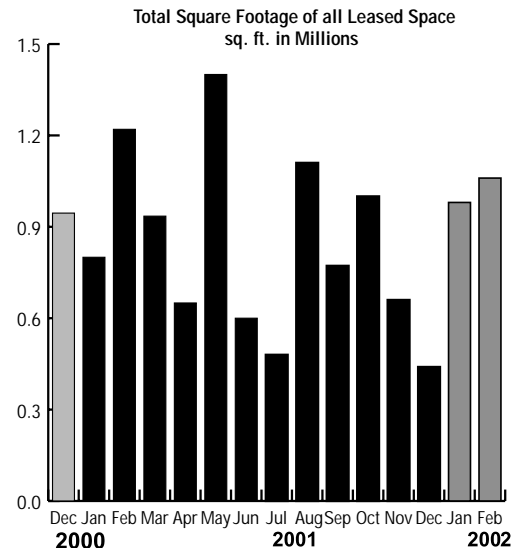
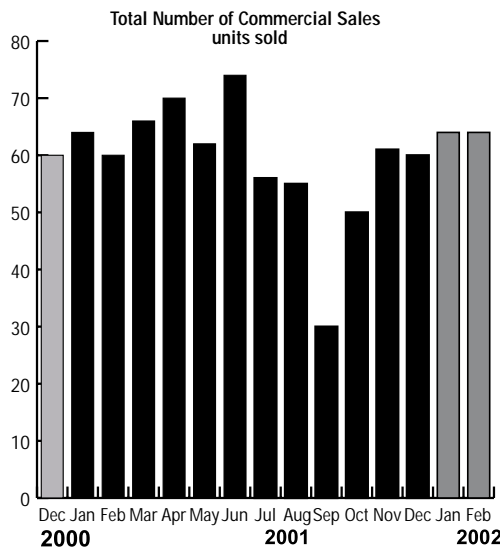
In February, 1,063,027 square feet of space leased through the TREB MLS system, a 8% increase over January's 980,355 total, and the best monthly performance since August of last year, Commercial Council Chair Michael Dosman announced today.

"The mild slowdown we saw in the 3rd and 4th quarter of 2001 seems to have ended," Mr. Dosman noted. Other report highlights include:

- Industrial space of all size categories leased at \$5.55 sfm. That is up 7% from the \$5.17 sfm recorded last month, and up marginally from the \$5.52 sfm recorded in February 2001.
- Commercial space between 0-5,000 square feet leased for \$12.37 sfm, up 3% from the \$11.98 sfm recorded in January.
- Office space in the 0-5,000 square foot range leased for \$9.08 sfm, down 3% from the \$9.40 sfm recorded last month.

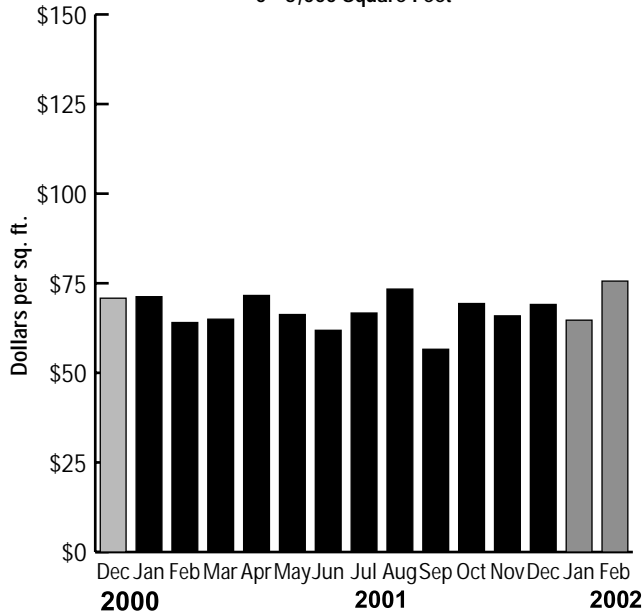
## Sales Market Highlights

There were 64 sales of commercial/industrial properties in February through TREB's MLS system. Of these, 37 were industrial properties (all size classes), which sold for an average of \$62.71 per square foot. Non-MLS sources recorded 7 sales for a total of 935,740 square feet and gave an average of \$56.05 per square foot.

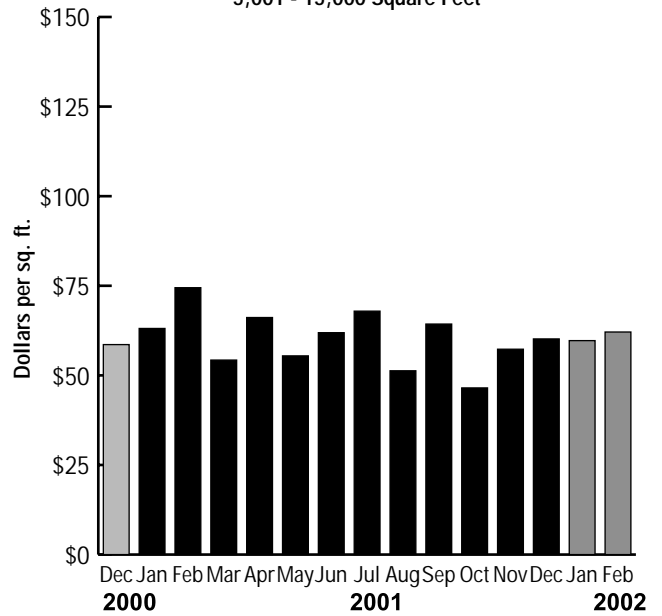


SOLD INDUSTRIAL PROPERTIES

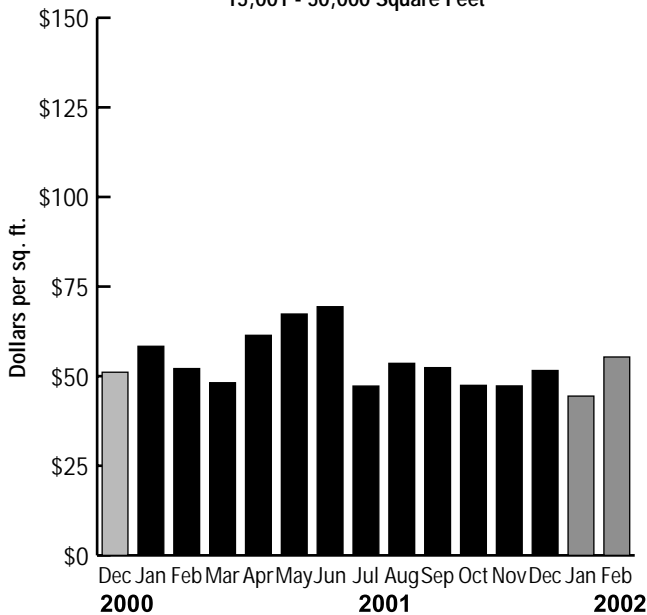
Sold Industrial Properties  
0 - 5,000 Square Feet



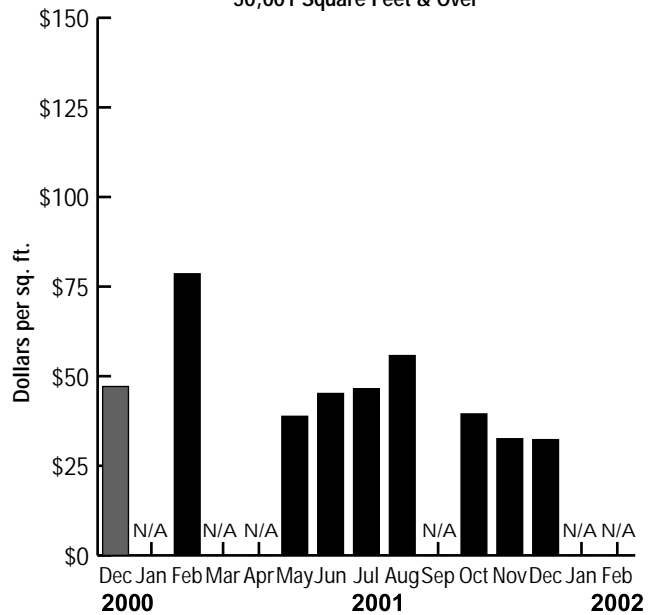
Sold Industrial Properties  
5,001 - 15,000 Square Feet



Sold Industrial Properties  
15,001 - 50,000 Square Feet

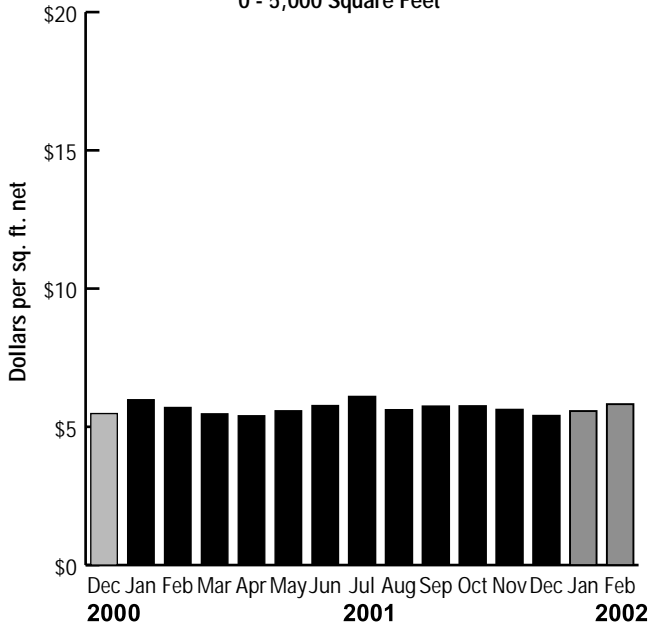


Sold Industrial Properties  
50,001 Square Feet & Over

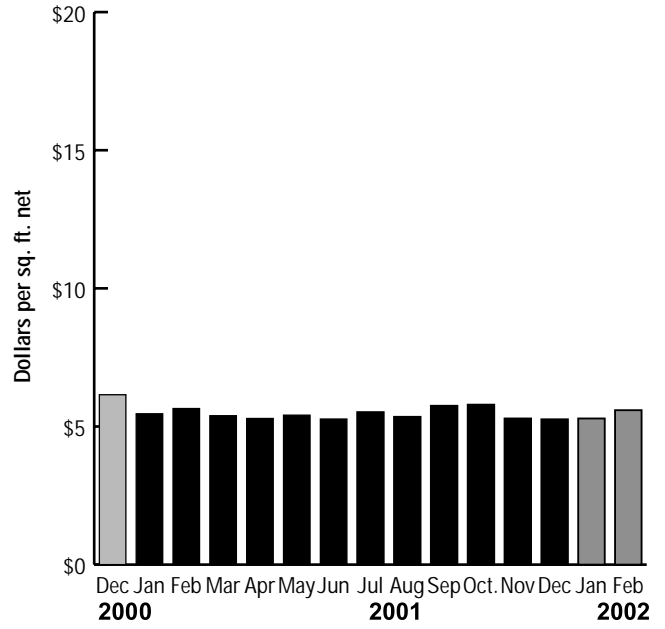


LEASED INDUSTRIAL SPACE

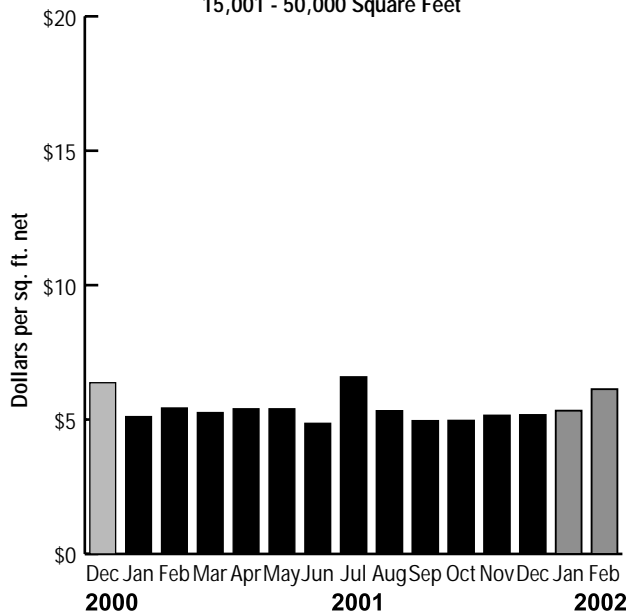
Leased Industrial Space  
0 - 5,000 Square Feet



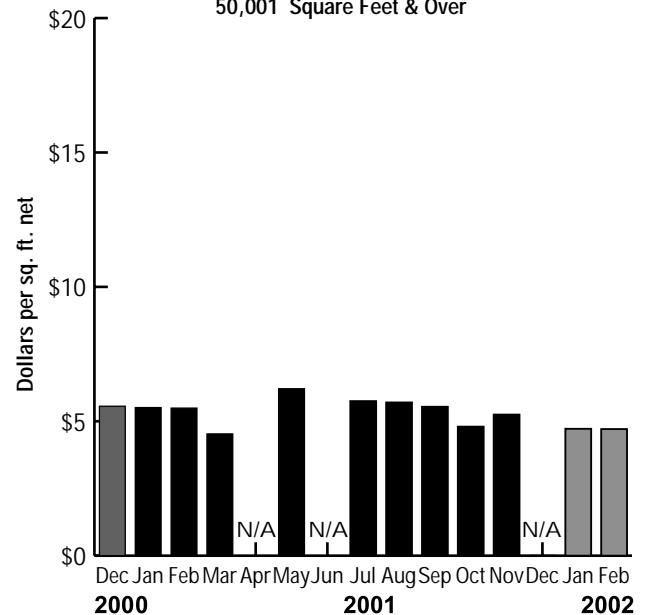
Leased Industrial Space  
5,001 - 15,000 Square Feet



Leased Industrial Space  
15,001 - 50,000 Square Feet

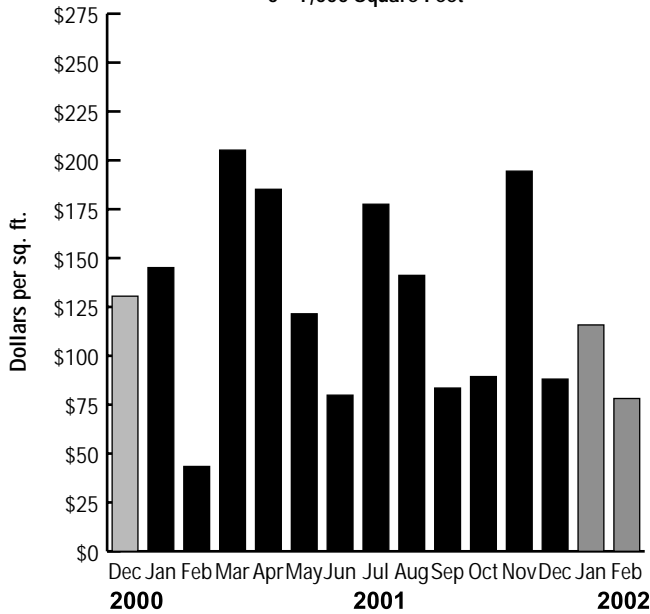


Leased Industrial Space  
50,001 Square Feet & Over

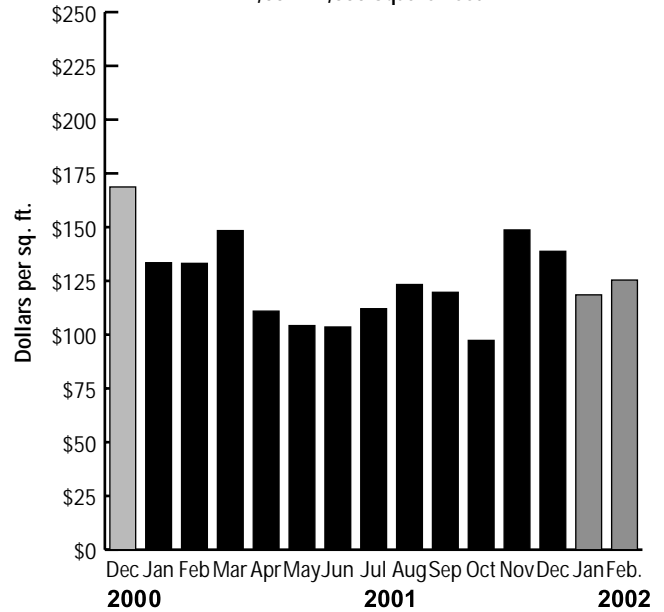


SOLD COMMERCIAL/RETAIL PROPERTIES

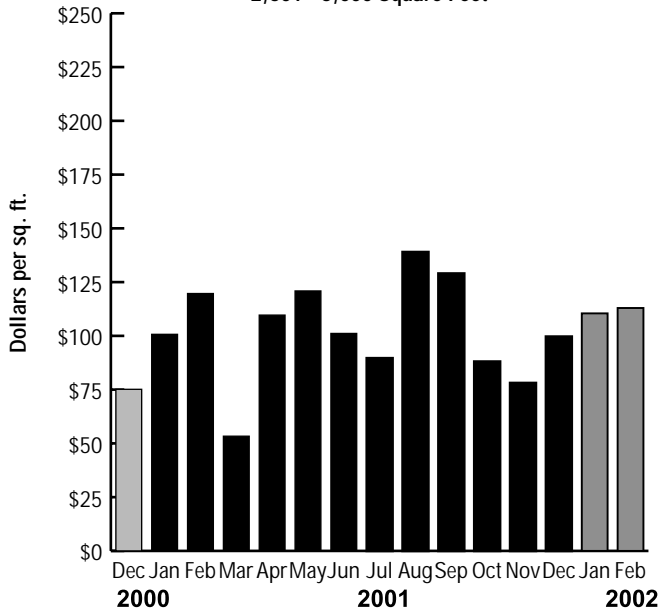
Sold Commercial/Retail Properties  
0 - 1,000 Square Feet



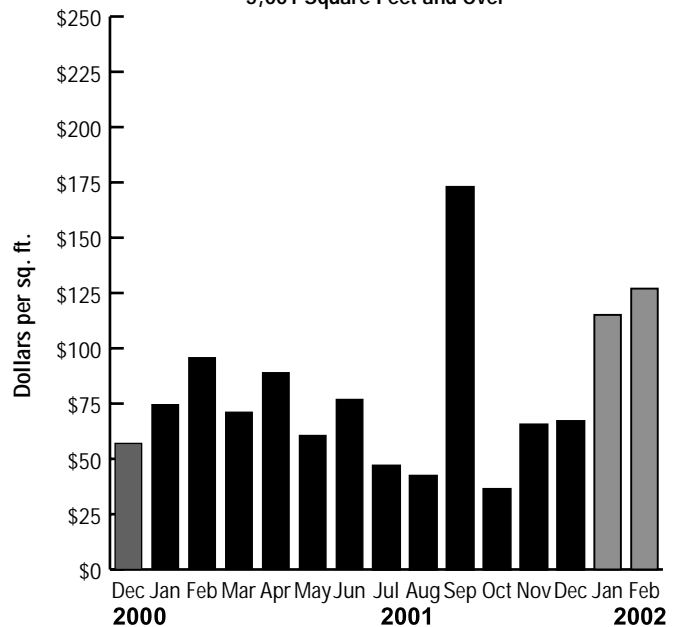
Sold Commercial/Retail Properties  
1,001 - 2,500 Square Feet



Sold Commercial/Retail Properties  
2,501 - 5,000 Square Feet

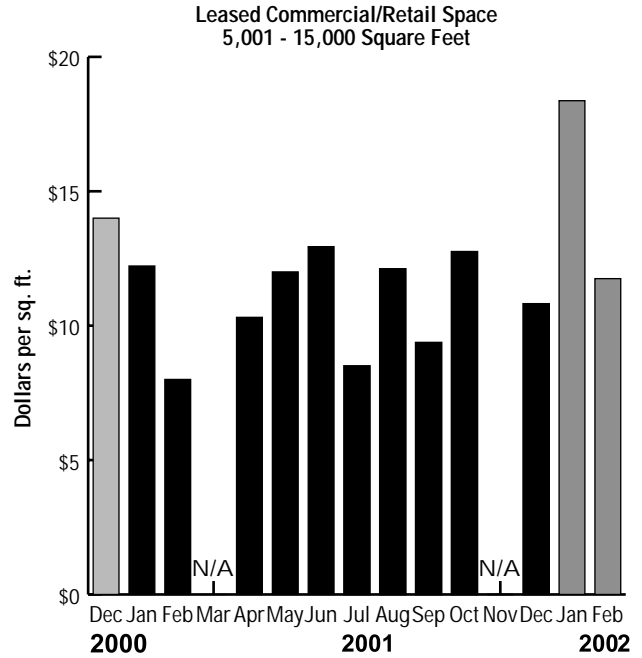
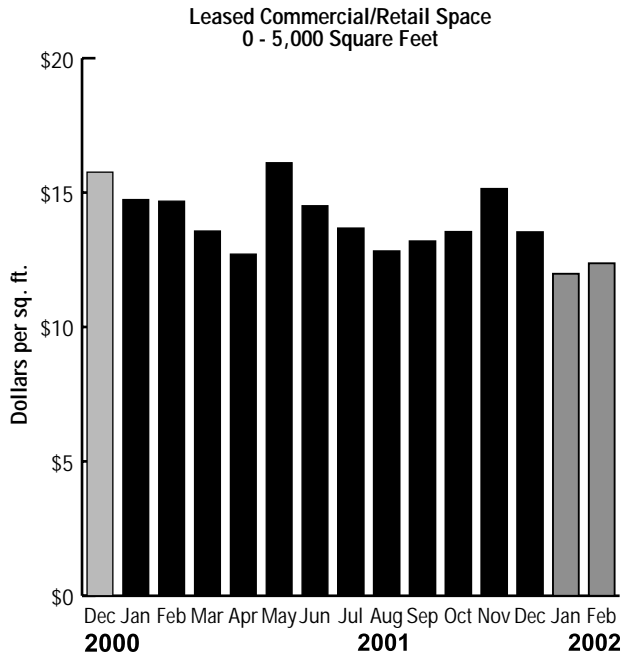


Sold Commercial/Retail Properties  
5,001 Square Feet and Over

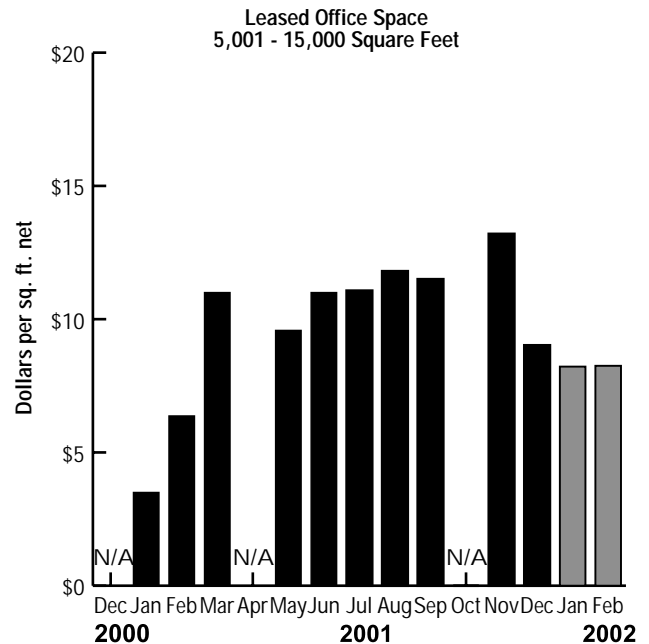
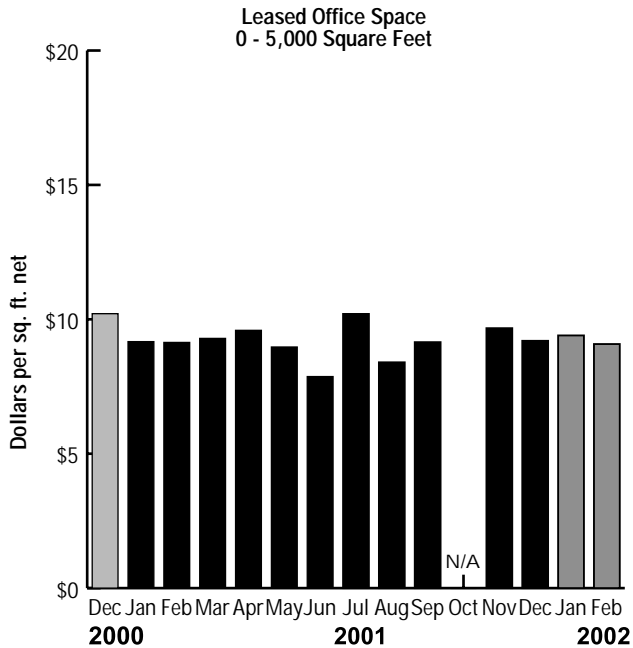


LEASED COMMERCIAL/RETAIL AND OFFICE SPACE

LEASED COMMERCIAL/RETAIL SPACE



LEASED OFFICE SPACE



SOLD INDUSTRIAL PROPERTIES

**0 - 5,000 SQ. FT.**

| Area         | Sales    | Total Sold   | Av. Price         |
|--------------|----------|--------------|-------------------|
| <b>East</b>  |          |              |                   |
| E-7          | 1        | 2,255        | 53.66             |
| E-11         | 1        | 2,450        | 73.47             |
| E-15         | 1        | 1,239        | 57.30             |
| <b>Total</b> | <b>3</b> | <b>5,944</b> | <b>\$62.58 sf</b> |

|              |           |               |                   |
|--------------|-----------|---------------|-------------------|
| <b>North</b> |           |               |                   |
| N-3          | 2         | 3,923         | 99.03             |
| N-6          | 1         | 1,540         | 81.17             |
| N-7          | 1         | 1,340         | 55.97             |
| N-8          | 3         | 9,899         | 72.33             |
| N-10         | 2         | 5,362         | 90.45             |
| N-19         | 1         | 1,265         | 55.34             |
| <b>Total</b> | <b>10</b> | <b>23,329</b> | <b>\$79.71 sf</b> |

|              |           |               |                   |
|--------------|-----------|---------------|-------------------|
| <b>West</b>  |           |               |                   |
| W-5          | 2         | 3,983         | 85.61             |
| W-10         | 4         | 6,988         | 71.69             |
| W-12         | 1         | 980           | 109.69            |
| W-17         | 2         | 4,221         | 67.64             |
| W-24         | 2         | 3,614         | 73.05             |
| W-28         | 2         | 4,150         | 70.36             |
| <b>Total</b> | <b>13</b> | <b>23,936</b> | <b>\$74.82 sf</b> |

|                    |           |               |                   |
|--------------------|-----------|---------------|-------------------|
| <b>Grand Total</b> |           |               |                   |
|                    | <b>26</b> | <b>53,209</b> | <b>\$75.60 sf</b> |

**15,001 - 50,000 SQ. FT.**

| Area         | Sales    | Total Sold    | Av. Price         |
|--------------|----------|---------------|-------------------|
| <b>West</b>  |          |               |                   |
| W-16         | 1        | 22,087        | 61.12             |
| W-17         | 2        | 50,707        | 56.50             |
| W-20         | 1        | 15,100        | 43.05             |
| <b>Total</b> | <b>4</b> | <b>87,894</b> | <b>\$55.35 sf</b> |

|                    |          |               |                   |
|--------------------|----------|---------------|-------------------|
| <b>Grand Total</b> |          |               |                   |
|                    | <b>4</b> | <b>87,894</b> | <b>\$55.35 sf</b> |

**5,001 - 15,000 SQ. FT.**

| Area         | Sales    | Total Sold   | Av. Price         |
|--------------|----------|--------------|-------------------|
| <b>East</b>  |          |              |                   |
| E-6          | 1        | 7,000        | 39.29             |
| <b>Total</b> | <b>1</b> | <b>7,000</b> | <b>\$39.29 sf</b> |

|              |          |               |                   |
|--------------|----------|---------------|-------------------|
| <b>North</b> |          |               |                   |
| N-8          | 1        | 6,000         | 91.67             |
| N-10         | 1        | 13,100        | 70.99             |
| <b>Total</b> | <b>2</b> | <b>19,100</b> | <b>\$77.49 sf</b> |

|              |          |               |                   |
|--------------|----------|---------------|-------------------|
| <b>West</b>  |          |               |                   |
| W-10         | 1        | 10,000        | 65.00             |
| W-17         | 1        | 6,116         | 61.31             |
| W-24         | 1        | 13,000        | 65.00             |
| W-29         | 1        | 10,000        | 42.50             |
| <b>Total</b> | <b>4</b> | <b>39,116</b> | <b>\$58.67 sf</b> |

|                    |          |               |                   |
|--------------------|----------|---------------|-------------------|
| <b>Grand Total</b> |          |               |                   |
|                    | <b>7</b> | <b>65,216</b> | <b>\$62.10 sf</b> |

**50,001 SQ. FT. AND OVER**

| Area | Sales | Total Sold | Av. Price |
|------|-------|------------|-----------|
| N/A  | N/A   | N/A        | N/A       |

All information on this publication is copyright © 2001. Toronto Real Estate Board Commercial Division. All rights reserved.

**Commercial Division**  
Toronto Real Estate Board  
www.trebcommercial.com

## LEASED INDUSTRIAL SPACE

## 0 - 5,000 SQ. FT.

| Area               | Leased    | Total Leased   | Av. Price         |
|--------------------|-----------|----------------|-------------------|
| <b>Central</b>     |           |                |                   |
| C-11               | 1         | 2,775          | 6.00              |
| <b>Total</b>       | <b>1</b>  | <b>2,775</b>   | <b>\$6.00 sfn</b> |
| <b>East</b>        |           |                |                   |
| E-4                | 3         | 6,938          | 5.51              |
| E-7                | 5         | 12,339         | 5.31              |
| E-9                | 1         | 2,700          | 4.75              |
| E-11               | 2         | 5,180          | 5.20              |
| E-12               | 2         | 5,540          | 5.68              |
| <b>Total</b>       | <b>13</b> | <b>32,697</b>  | <b>\$5.35 sfn</b> |
| <b>North</b>       |           |                |                   |
| N-1                | 1         | 2,120          | 6.50              |
| N-3                | 5         | 12,374         | 7.12              |
| N-6                | 1         | 1,110          | 5.25              |
| N-8                | 4         | 13,369         | 6.29              |
| N-10               | 7         | 19,026         | 6.11              |
| <b>Total</b>       | <b>18</b> | <b>47,999</b>  | <b>\$6.42 sfn</b> |
| <b>West</b>        |           |                |                   |
| W-5                | 4         | 12,985         | 5.78              |
| W-7                | 1         | 3,000          | 4.95              |
| W-10               | 1         | 2,440          | 5.10              |
| W-12               | 2         | 4,848          | 5.38              |
| W-17               | 10        | 27,273         | 6.08              |
| W-21               | 1         | 1,332          | 4.99              |
| W-23               | 3         | 8,411          | 5.43              |
| W-24               | 2         | 6,562          | 5.25              |
| W-28               | 1         | 2,600          | 4.30              |
| W-29               | 1         | 1,414          | 4.25              |
| <b>Total</b>       | <b>26</b> | <b>70,865</b>  | <b>\$5.62 sfn</b> |
| <b>Grand Total</b> | <b>58</b> | <b>154,336</b> | <b>\$5.82 sfn</b> |

## 15,001 - 50,000 SQ. FT.

| Area               | Leased    | Total Leased   | Av. Price         |
|--------------------|-----------|----------------|-------------------|
| <b>Central</b>     |           |                |                   |
| C-13               | 1         | 36,526         | 5.75              |
| <b>Total</b>       | <b>1</b>  | <b>36,526</b>  | <b>\$5.75 sfn</b> |
| <b>East</b>        |           |                |                   |
| E-12               | 1         | 42,000         | 7.50              |
| <b>Total</b>       | <b>1</b>  | <b>42,000</b>  | <b>\$7.50 sfn</b> |
| <b>North</b>       |           |                |                   |
| N-3                | 1         | 44,206         | 6.50              |
| N-8                | 1         | 38,000         | 6.55              |
| <b>Total</b>       | <b>2</b>  | <b>82,206</b>  | <b>\$6.52 sfn</b> |
| <b>West</b>        |           |                |                   |
| W-17               | 6         | 155,601        | 5.64              |
| <b>Total</b>       | <b>6</b>  | <b>155,601</b> | <b>\$5.64 sfn</b> |
| <b>Grand Total</b> | <b>10</b> | <b>316,333</b> | <b>\$6.13 sfn</b> |

## 5,001 - 15,000 SQ. FT.

| Area               | Leased    | Total Leased   | Av. Price         |
|--------------------|-----------|----------------|-------------------|
| <b>East</b>        |           |                |                   |
| E-4                | 1         | 5,200          | 4.50              |
| E-9                | 1         | 6,795          | 4.95              |
| E-11               | 1         | 6,723          | 5.75              |
| E-14               | 1         | 6,900          | 5.52              |
| <b>Total</b>       | <b>4</b>  | <b>25,618</b>  | <b>\$5.22 sfn</b> |
| <b>North</b>       |           |                |                   |
| N-3                | 1         | 8,600          | 6.75              |
| N-7                | 1         | 12,148         | 4.70              |
| N-8                | 4         | 46,410         | 6.16              |
| N-10               | 3         | 24,076         | 5.66              |
| <b>Total</b>       | <b>9</b>  | <b>91,234</b>  | <b>\$5.89 sfn</b> |
| <b>West</b>        |           |                |                   |
| W-5                | 3         | 19,474         | 4.74              |
| W-10               | 1         | 12,013         | 5.50              |
| W-16               | 1         | 11,000         | 6.25              |
| W-17               | 4         | 30,254         | 5.75              |
| W-21               | 1         | 12,100         | 4.50              |
| <b>Total</b>       | <b>10</b> | <b>84,841</b>  | <b>\$5.37 sfn</b> |
| <b>Grand Total</b> | <b>23</b> | <b>201,693</b> | <b>\$5.59 sfn</b> |

## 50,001 SQ. FT. AND OVER

| Area               | Leased   | Total Leased   | Av. Price         |
|--------------------|----------|----------------|-------------------|
| <b>West</b>        |          |                |                   |
| W-9                | 1        | 223,935        | 4.40              |
| W-17               | 1        | 53,982         | 6.00              |
| <b>Total</b>       | <b>2</b> | <b>277,917</b> | <b>\$4.71 sfn</b> |
| <b>Grand Total</b> | <b>2</b> | <b>277,917</b> | <b>\$4.71 sfn</b> |

All information on this publication is copyright © 2001.  
Toronto Real Estate Board Commercial Division. All rights reserved.

**Commercial Division**  
Toronto Real Estate Board  
www.trebcommercial.com

SOLD COMMERCIAL/RETAIL PROPERTIES

**0 - 1,000 SQ. FT.**

| Area               | Sales    | Total Sold   | Av. Price         |
|--------------------|----------|--------------|-------------------|
| <b>West</b>        |          |              |                   |
| W-12               | 1        | 363          | 129.48            |
| W-15               | 1        | 750          | 53.33             |
| <b>Total</b>       | <b>2</b> | <b>1,113</b> | <b>\$78.17 sf</b> |
| <b>Grand Total</b> |          |              |                   |
|                    | <b>2</b> | <b>1,113</b> | <b>\$78.17 sf</b> |

**2,501 - 5,000 SQ. FT.**

| Area               | Sales    | Total Sold    | Av. Price          |
|--------------------|----------|---------------|--------------------|
| <b>Central</b>     |          |               |                    |
| C-1                | 1        | 4,600         | 116.30             |
| <b>Total</b>       | <b>1</b> | <b>4,600</b>  | <b>\$116.30 sf</b> |
| <b>East</b>        |          |               |                    |
| E-16               | 1        | 2,600         | 88.46              |
| <b>Total</b>       | <b>1</b> | <b>2,600</b>  | <b>\$88.46 sf</b>  |
| <b>North</b>       |          |               |                    |
| N-1                | 1        | 4,496         | 60.50              |
| N-6                | 1        | 3,200         | 141.80             |
| <b>Total</b>       | <b>2</b> | <b>7,696</b>  | <b>\$94.30 sf</b>  |
| <b>West</b>        |          |               |                    |
| W-3                | 1        | 3,955         | 113.78             |
| W-6                | 1        | 2,822         | 93.55              |
| W-8                | 1        | 3,400         | 184.56             |
| <b>Total</b>       | <b>3</b> | <b>10,177</b> | <b>\$131.82 sf</b> |
| <b>Grand Total</b> |          |               |                    |
|                    | <b>7</b> | <b>25,073</b> | <b>\$112.96 sf</b> |

**1,001 - 2,500 SQ. FT.**

| Area               | Sales     | Total Sold    | Av. Price          |
|--------------------|-----------|---------------|--------------------|
| <b>Central</b>     |           |               |                    |
| C-2                | 1         | 1,810         | 183.98             |
| <b>Total</b>       | <b>1</b>  | <b>1,810</b>  | <b>\$183.98 sf</b> |
| <b>East</b>        |           |               |                    |
| E-3                | 1         | 1,130         | 207.96             |
| E-7                | 3         | 3,890         | 85.09              |
| E-17               | 1         | 1,200         | 183.33             |
| <b>Total</b>       | <b>5</b>  | <b>6,220</b>  | <b>\$126.37 sf</b> |
| <b>North</b>       |           |               |                    |
| N-3                | 1         | 2,277         | 99.69              |
| N-8                | 2         | 3,816         | 110.46             |
| <b>Total</b>       | <b>3</b>  | <b>6,093</b>  | <b>\$106.43 sf</b> |
| <b>West</b>        |           |               |                    |
| W-5                | 2         | 4,157         | 126.24             |
| <b>Total</b>       | <b>2</b>  | <b>4,157</b>  | <b>\$126.24 sf</b> |
| <b>Grand Total</b> |           |               |                    |
|                    | <b>11</b> | <b>18,280</b> | <b>\$125.40 sf</b> |

**5,001 SQ. FT. AND OVER**

| Area               | Sales    | Total Sold    | Av. Price          |
|--------------------|----------|---------------|--------------------|
| <b>Central</b>     |          |               |                    |
| C-1                | 1        | 5,315         | 161.81             |
| C-8                | 1        | 7,000         | 100.00             |
| C-10               | 1        | 5,004         | 179.86             |
| <b>Total</b>       | <b>3</b> | <b>17,319</b> | <b>\$142.04 sf</b> |
| <b>East</b>        |          |               |                    |
| E-9                | 1        | 5,385         | 102.14             |
| <b>Total</b>       | <b>1</b> | <b>5,385</b>  | <b>\$102.14 sf</b> |
| <b>North</b>       |          |               |                    |
| N-7                | 1        | 16,022        | 87.38              |
| <b>Total</b>       | <b>1</b> | <b>16,022</b> | <b>\$87.38 sf</b>  |
| <b>West</b>        |          |               |                    |
| W-3                | 1        | 6,349         | 109.47             |
| W-24               | 1        | 5,366         | 242.27             |
| <b>Total</b>       | <b>2</b> | <b>11,715</b> | <b>\$170.29 sf</b> |
| <b>Grand Total</b> |          |               |                    |
|                    | <b>7</b> | <b>50,441</b> | <b>\$126.98 sf</b> |

## LEASED COMMERCIAL/RETAIL SPACE

## 0 - 5,000 SQ. FT.

| Area           | Leased   | Total Leased | Av. Price          |
|----------------|----------|--------------|--------------------|
| <b>Central</b> |          |              |                    |
| C-1            | 2        | 1,850        | 24.62              |
| <b>Total</b>   | <b>2</b> | <b>1,850</b> | <b>\$24.62 sfn</b> |

| Area         | Leased   | Total Leased | Av. Price          |
|--------------|----------|--------------|--------------------|
| <b>East</b>  |          |              |                    |
| E-4          | 2        | 3,184        | 15.41              |
| E-5          | 1        | 1,200        | 11.00              |
| E-6          | 1        | 1,000        | 18.00              |
| E-14         | 1        | 1,030        | 6.50               |
| E-15         | 1        | 2,320        | 15.00              |
| <b>Total</b> | <b>6</b> | <b>8,734</b> | <b>\$13.94 sfn</b> |

| Area         | Leased   | Total Leased  | Av. Price          |
|--------------|----------|---------------|--------------------|
| <b>North</b> |          |               |                    |
| N-4          | 1        | 1,200         | 13.00              |
| N-5          | 1        | 1,935         | 10.00              |
| N-6          | 1        | 1,000         | 10.00              |
| N-7          | 2        | 6,380         | 12.98              |
| N-8          | 1        | 3,369         | 8.50               |
| N-17         | 1        | 1,000         | 8.00               |
| <b>Total</b> | <b>7</b> | <b>14,884</b> | <b>\$11.04 sfn</b> |

| Area         | Leased   | Total Leased  | Av. Price          |
|--------------|----------|---------------|--------------------|
| <b>West</b>  |          |               |                    |
| W-2          | 1        | 3,100         | 10.65              |
| W-6          | 1        | 1,500         | 14.40              |
| W-12         | 1        | 1,563         | 8.00               |
| W-13         | 2        | 1,890         | 10.00              |
| W-27         | 1        | 2,673         | 11.67              |
| W-29         | 1        | 950           | 11.00              |
| <b>Total</b> | <b>7</b> | <b>11,676</b> | <b>\$10.93 sfn</b> |

| Area               | Leased    | Total Leased  | Av. Price          |
|--------------------|-----------|---------------|--------------------|
| <b>Grand Total</b> | <b>22</b> | <b>37,144</b> | <b>\$12.37 sfn</b> |

## 15,001 - 50,00 SQ. FT.

| Area | Leased | Total Leased | Av. Price |
|------|--------|--------------|-----------|
| N/A  | N/A    | N/A          | N/A       |

## 5,001 - 15,000 SQ. FT.

| Area         | Leased   | Total Leased  | Av. Price         |
|--------------|----------|---------------|-------------------|
| <b>East</b>  |          |               |                   |
| E-14         | 1        | 12,000        | 9.50              |
| <b>Total</b> | <b>1</b> | <b>12,000</b> | <b>\$9.50 sfn</b> |

| Area         | Leased   | Total Leased | Av. Price          |
|--------------|----------|--------------|--------------------|
| <b>West</b>  |          |              |                    |
| W-7          | 1        | 8,337        | 15.00              |
| <b>Total</b> | <b>1</b> | <b>8,337</b> | <b>\$15.00 sfn</b> |

| Area               | Leased   | Total Leased  | Av. Price          |
|--------------------|----------|---------------|--------------------|
| <b>Grand Total</b> | <b>2</b> | <b>20,337</b> | <b>\$11.75 sfn</b> |

## 50,001 SQ. FT. AND OVER

| Area | Leased | Total Leased | Av. Price |
|------|--------|--------------|-----------|
| N/A  | N/A    | N/A          | N/A       |

All information on this publication is copyright © 2001.  
Toronto Real Estate Board Commercial Division. All rights reserved.

**Commercial Division**  
Toronto Real Estate Board  
[www.trebcommercial.com](http://www.trebcommercial.com)

LEASED OFFICE SPACE AND SOLD LAND

LEASED OFFICE SPACE

| 0 - 5,000 SQ. FT.  |           |               |                    |
|--------------------|-----------|---------------|--------------------|
| Area               | Leased    | Total Leased  | Av. Price          |
| <b>Central</b>     |           |               |                    |
| C-2                | 1         | 566           | 15.00              |
| C-6                | 1         | 1,000         | 11.40              |
| C-7                | 1         | 650           | 8.75               |
| C-13               | 3         | 9,158         | 6.79               |
| C-14               | 1         | 2,380         | 13.50              |
| C-15               | 1         | 462           | 7.50               |
| <b>Total</b>       | <b>8</b>  | <b>14,216</b> | <b>\$8.67 sfn</b>  |
| <b>East</b>        |           |               |                    |
| E-14               | 1         | 552           | 11.00              |
| E-16               | 2         | 4,216         | 10.82              |
| E-17               | 1         | 1,370         | 15.00              |
| <b>Total</b>       | <b>4</b>  | <b>6,138</b>  | <b>\$11.77 sfn</b> |
| <b>North</b>       |           |               |                    |
| N-3                | 1         | 2,390         | 6.40               |
| N-6                | 1         | 1,500         | 14.00              |
| N-7                | 1         | 582           | 8.50               |
| N-8                | 1         | 1,800         | 9.00               |
| N-10               | 7         | 9,800         | 9.70               |
| <b>Total</b>       | <b>11</b> | <b>16,072</b> | <b>\$9.49 sfn</b>  |
| <b>West</b>        |           |               |                    |
| W-10               | 1         | 411           | 5.00               |
| W-14               | 1         | 1,243         | 9.15               |
| W-17               | 4         | 9,316         | 7.41               |
| <b>Total</b>       | <b>6</b>  | <b>10,970</b> | <b>\$7.52 sfn</b>  |
| <b>Grand Total</b> |           |               |                    |
|                    | <b>29</b> | <b>47,396</b> | <b>\$9.08 sfn</b>  |

| 5,001 - 15,000 SQ. FT. |          |              |                   |
|------------------------|----------|--------------|-------------------|
| Area                   | Leased   | Total Leased | Av. Price         |
| <b>East</b>            |          |              |                   |
| E-4                    | 1        | 7,871        | 8.25              |
| <b>Total</b>           | <b>1</b> | <b>7,871</b> | <b>\$8.25 sfn</b> |
| <b>Grand Total</b>     |          |              |                   |
|                        | <b>1</b> | <b>7,871</b> | <b>\$8.25 sfn</b> |

| 15,001 - 50,000 SQ. FT. |        |              |           |
|-------------------------|--------|--------------|-----------|
| Area                    | Leased | Total Leased | Av. Price |
| N/A                     | N/A    | N/A          | N/A       |

| 50,001 AND OVER SQ. FT. |        |              |           |
|-------------------------|--------|--------------|-----------|
| Area                    | Leased | Total Leased | Av. Price |
| N/A                     | N/A    | N/A          | N/A       |

SOLD LAND

| 0 - 130,000 SQ. FT. |          |                |                   |             |                        |
|---------------------|----------|----------------|-------------------|-------------|------------------------|
| Area                | Sales    | Total Sold     | Av. Price         | Total Acre  | Av. Price              |
| <b>East</b>         |          |                |                   |             |                        |
| E-6                 | 3        | 26,957         | 25.04             | 0.62        | 613,636.36             |
| E-20                | 1        | 47,916         | 2.09              | 1.10        | 90,909.09              |
| <b>Total</b>        | <b>4</b> | <b>74,873</b>  | <b>\$10.35 sf</b> | <b>2.20</b> | <b>\$352,272.73 ac</b> |
| <b>West</b>         |          |                |                   |             |                        |
| W-19                | 1        | 47,916         | 18.78             | 1.10        | 818,181.82             |
| <b>Total</b>        | <b>1</b> | <b>47,916</b>  | <b>\$18.78 sf</b> | <b>1.10</b> | <b>\$818,181.82 ac</b> |
| <b>Grand Total</b>  |          |                |                   |             |                        |
|                     | <b>5</b> | <b>122,789</b> | <b>\$13.64 sf</b> | <b>3.30</b> | <b>\$507,575.76 ac</b> |

| 130,001 SQ. FT. AND OVER |          |                |                   |             |                        |
|--------------------------|----------|----------------|-------------------|-------------|------------------------|
| Area                     | Sales    | Total Sold     | Av. Price         | Total Acre  | Av. Price              |
| <b>East</b>              |          |                |                   |             |                        |
| E-17                     | 1        | 143,748        | 1.91              | 3.30        | 83,333.33              |
| <b>Total</b>             | <b>1</b> | <b>143,748</b> | <b>\$1.91 sf</b>  | <b>3.30</b> | <b>\$83,333.33 ac</b>  |
| <b>North</b>             |          |                |                   |             |                        |
| N-8                      | 1        | 176,853        | 10.74             | 4.06        | 467,980.30             |
| <b>Total</b>             | <b>1</b> | <b>176,853</b> | <b>\$10.74 sf</b> | <b>4.06</b> | <b>\$467,980.30 ac</b> |
| <b>Grand Total</b>       |          |                |                   |             |                        |
|                          | <b>2</b> | <b>320,601</b> | <b>\$6.78 sf</b>  | <b>7.36</b> | <b>\$295,516.30 ac</b> |

